

1

SJT

1.1

SJT

1.1

110V

SJT

EPB

110

110:110V

220:220V

1.1

1.2

1.2

SJT

SJT

■

(MODEL): SJT-EPB110

(INPUT): AC220V 1A

(OUTPUT): DC110V 4A

(S/N)

(MASS): 4.5Kg

1.2

1.3

SJT


1.1

1.1

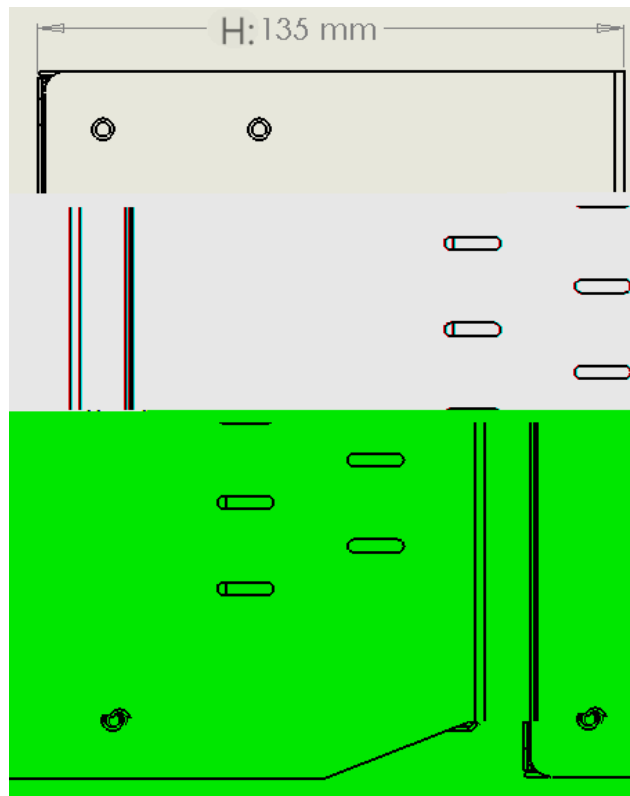
	SJT EPB110	SJT EPB220
W	450	450
V	110	220

A

1.4



1.3



1.4

2

2.1

2.1

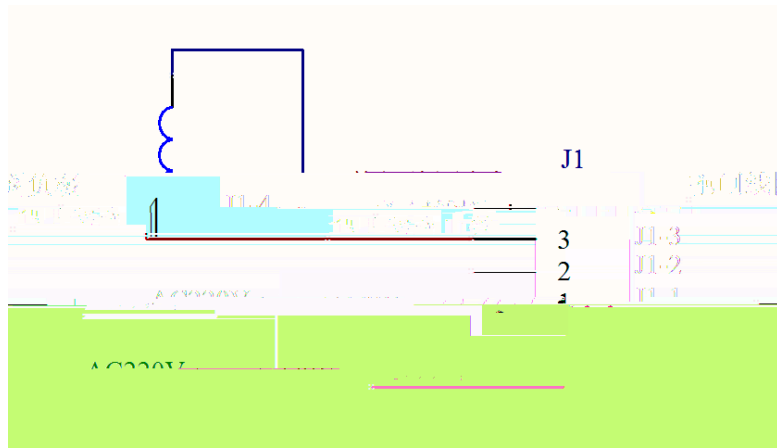
2.1

J1-1	AC220V	220V
J1-2	AC220V	220V
J1-3	DC110V + DC220V +	+
J1-4	DC110V - DC220V -	-
J3-1	24V	24V
J3-2	24V	24V
J3-3		
J3-4	+	
J3-5	-	
J3-6	+	
J3-7	-	
J4-1	+	+
J4-2	-	-
J4-3	+	+
J4-4	-	-
J4-5	+	+
J4-6	-	-

2.2

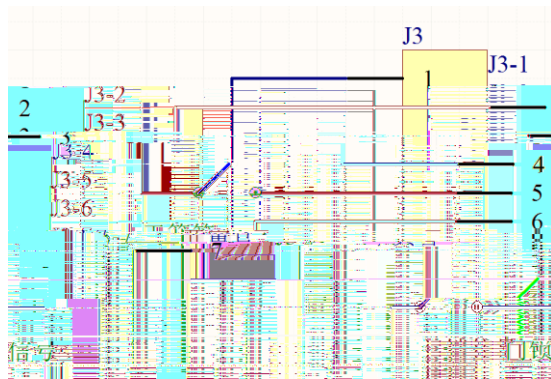
2.2.1 J1

J1	DC110V	DC220V	AC220V	220V	220V
	DC110V	DC220V			



2.2.2.2

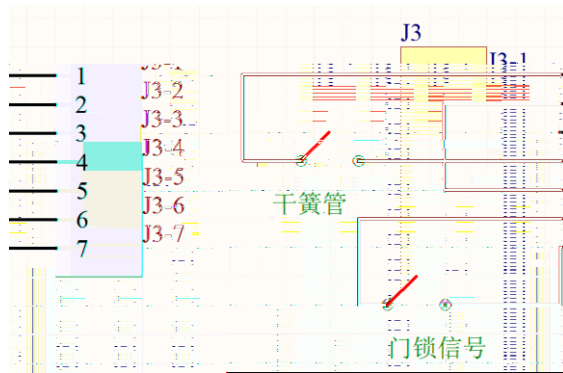
1



2.3

1

2



2.4

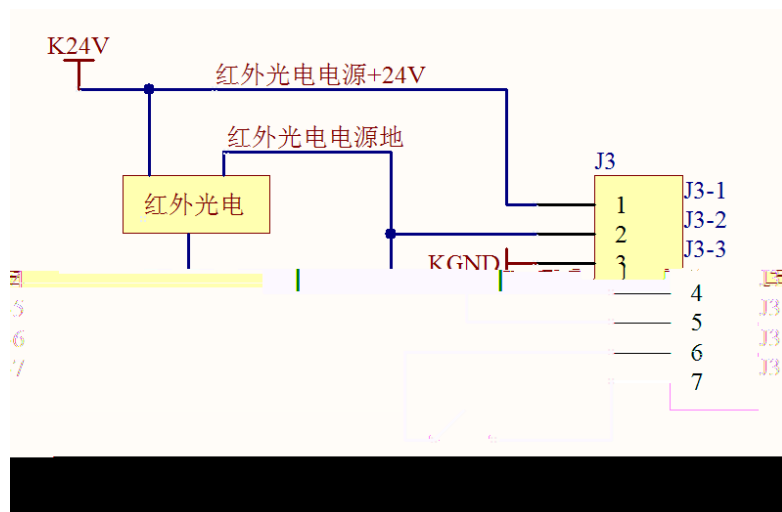
2

3

K24V-

24V

KGND-



2.5

3

SJT

2.3


1. 220V
- 2.
3.
 - 1)
 - 2)
 - 3)
 - 4)
 - 5)
 - 6)

3

3

5 LED

3.1



3.1

3.1 LED

3.2

3.2.1 220V

220VAC

220VAC

1 220VAC

2

SJT

4

4.1

4.2

5

18

- 1.
- 2.
- 3.
- 4.